

*The Brightest-Whitest
Spraybooth available
from....*



Clean paint work mandates a spraybooth that can seal out any and all contaminants.

Future Cure's door system is 'jig built' for the best possible door alignment. The drop-pin hinges are welded to the frame for long life, durability and exact fit.

*Quality built, affordably priced.
Future Cure is the booth for you.*

FUTURE CURE

800-673-2493

futurecure.com



Our ultimate goal is to give you the cleanest, **brightest** working conditions possible.

Future Cure's horizontal lighting, mounted low on the side walls, means the painter won't block the light as he might with vertical lighting.



A clean paint job requires a clean spraybooth. That's why at **Future Cure**, we don't paint our booth, we **powder-coat** it.

This 'porcelain-like' finish is baked on at 425° to give our spraybooth a finish that cleans up easily and is designed to last for many years to come.



Our gasket system is second to none. **Future Cure** uses a 'submarine seal' design. A one-piece gasket runs a full 360° around the doors and lights. We also radius all corners to reduce air leaks. This design eliminates square corners, which are more likely to leak contaminants into the booth.

You'll never see a square corner hatch on a submarine.



Through our industrial applications, Future Cure has learned that 'galvanealed steel' far surpasses both galvanized and cold rolled steel for rust preventative and adhesion of finish coatings.

Future Cure offers 'galvanealed steel' throughout its entire product line.



Future Cure custom designs many additional products to complete your paint and material application requirements, including:

- *Cut-in / batch booths*
- *Prep Stations*
- *Mix Rooms*



Whether your needs are for 'off-set doors' (pictured), a drive-thru model or a spraybooth modified in length, Future Cure can do it... faster and for less than anyone else.



The modular design of our product allows multiple combinations of panel sections, and a vast array of lighting options. This means the booth can be disassembled, moved to another location, then reassembled, either taller, shorter, longer or any other configuration required.

No planned obsolescence; as your business grows, so grows your Future Cure booth.



A dual chambered booth, (pictured) has become very popular because of its versatility. Combined with our E.R.S. (Energy Recovery System), the Self-Balancing Sensors located in the booth sense pressure requirements, then, automatically, controls air-flow in each chamber.

Work each chamber independently or combine both for maximum work-flow.



Future Cure is a Design / Build company. What this means to you, is we have the ability to engineer our booth systems to any specific commercial, industrial, or automotive application required.

At Future Cure we design our spraybooths to meet your needs.

The **Downdraft Design**, (meaning air enters the booth thru the ceiling) on all **Future Cure** spraybooths, delivers the best air-flow possible.




Rear Exhaust



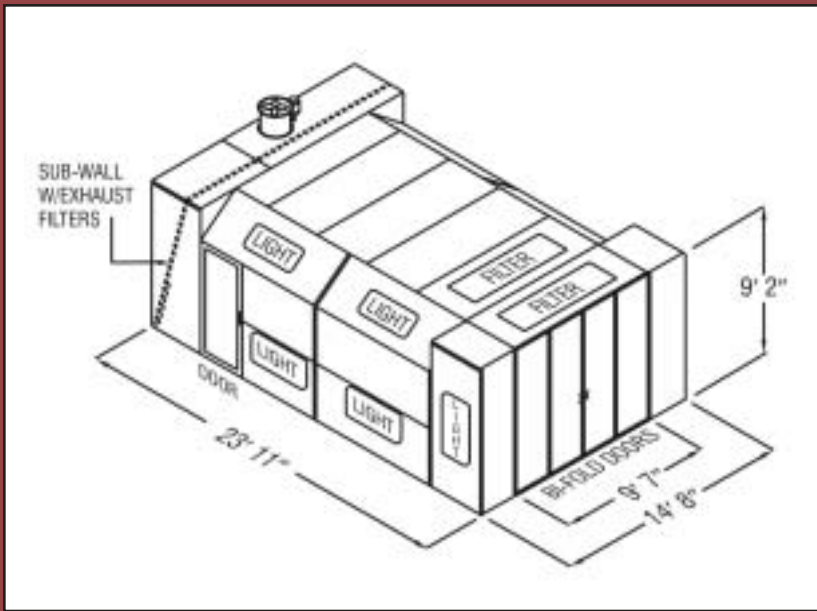
Pit Exhaust

The extraction (exhaust) is available;
1. thru the rear of the booth,
2. thru a pit in the floor,
3. thru a side wall configuration.

The exhaust filter is 'certified' to 99.6% efficient. **Future Cure** is not only concerned about the cleanliness inside the booth but also the environment of the world around us.



Side Wall Exhaust



MODEL 1000

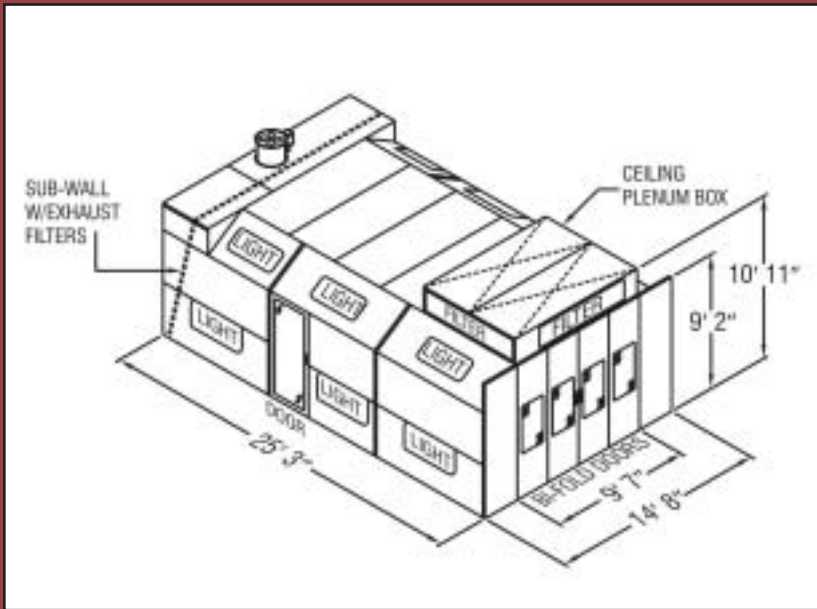
PIT or REAR EXHAUST

"Our most economical model"

Galvanized 18g steel 10 lights (4 tube)
 Bi-fold doors Dual intake filters
 'Submarine Seal Gasket System'

OPTIONS:

Powder Coat Finish Ceiling Plenum Box
 Air Make-up (heat) Multi Speed Exhaust
 Glass in Doors Exhaust Stack Kit
 Drive-thru Configuration



MODEL 2000

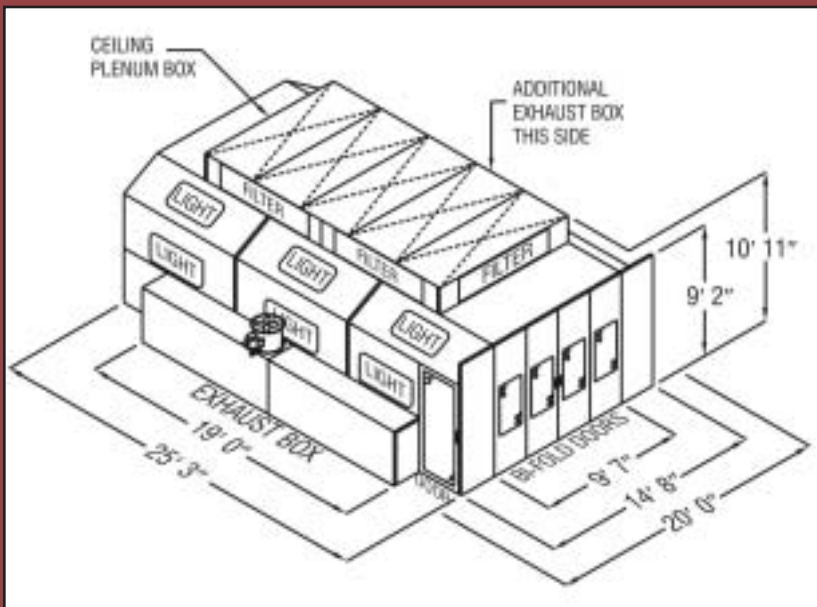
PIT or REAR EXHAUST

"Our most popular model"

Galvanealed 18g steel 12 lights (4 tube)
 Bi-fold doors w/ glass Ceiling Plenum Box
 Powder Coat Finish Exhaust Stack
 'Submarine Seal Gasket System'

OPTIONS:

Air Make-up (heat) Multi Speed Exhaust
 Drive-thru Configuration



MODEL 2500

SIDE WALL EXHAUST ONLY

Galvanealed 18g steel 12 lights (4 tube)
 Bi-fold doors w/ glass Ceiling Plenum Box
 Powder Coat Finish Dual Exhaust Stack
 'Submarine Seal Gasket System'

OPTIONS:

Air Make-up (heat) Multi Speed Exhaust
 Drive-thru Configuration

Disclaimer: Future Cure has made a diligent effort to illustrate and describe the products in this literature accurately; however, such illustrations and descriptions are for the sole purpose of identification, and do not express or imply a warranty that the products are merchantable, or fit a particular purpose, or that the products will necessarily conform to the illustrations or descriptions or dimension.